



PV Module

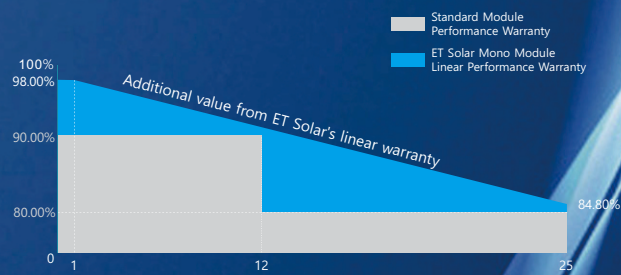
ET-M660BH360WW/WB	360W
ET-M660BH365WW/WB	365W
ET-M660BH370WW/WB	370W
ET-M660BH375WW/WB	375W
ET-M660BH380WW/WB	380W



*6BB and MBB products can be provided upon request.

- 1500** High Voltage
UL and IEC 1500V certified; lowers BOS costs and yields better L
- High Efficiency
Higher module conversion efficiency benefit from half cell structure (low resistance characteristic).
- PID Resistance
Excellent Anti-PID performance guarantee limited power degradation for mass production.
- Low-light Performance
Advanced glass and cell surface textured design ensure excellent performance in low-light environment.
- Severe Weather Resilience
Certified to withstand: wind load (2400 Pascal) and snow load (5400 Pascal).
- Durability Against Extreme Environmental Conditions
High salt mist and ammonia resistance certified by TUV SUD.

WARRANTY



- 25** 25-years Linear Performance Warranty
- 12** 12-years Product Material & Workmanship
- 0.55** 1st year ≤ 2%, 2nd~25th years ≤ 0.55% / year

IEC61215
IEC61730
UL61215
UL61730



ELECTRICAL SPECIFICATIONS

Model Type	ET-M660BH360WW ET-M660BH360WB	ET-M660BH365WW ET-M660BH365WB	ET-M660BH370WW ET-M660BH370WB	ET-M660BH375WW ET-M660BH375WB	ET-M660BH380WW ET-M660BH380WB
Peak Power (Pmax)	360W	365W	370W	375W	380W
Module Efficiency	19.8%	20.0%	20.3%	20.6%	20.9%
Maximum Power Voltage (Vmp)	34.0V	34.2V	34.4V	34.6V	34.8V
Maximum Power Current (Imp)	10.59A	10.68A	10.76A	10.84A	10.92A
Open Circuit Voltage (Voc)	40.5V	40.7V	40.9V	41.1V	41.3V
Short Circuit Current (Isc)	11.35A	11.43A	11.52A	11.60A	11.69A
Power Tolerance	0 to +4.99W				
Operating Temperature	- 40 ~ + 85°C				
Maximum System Voltage	DC 1500V				
Nominal Operating Cell Temperature	45±2°C				
Fire Performance	Class C(IEC)/Type 1(UL)				
Maximum Series Fuse Rating	20A				

ELECTRICAL SPECIFICATIONS (NOCT)

Model Type	ET-M660BH360WW ET-M660BH360WB	ET-M660BH365WW ET-M660BH365WB	ET-M660BH370WW ET-M660BH370WB	ET-M660BH375WW ET-M660BH375WB	ET-M660BH380WW ET-M660BH380WB
Peak Power (Pmax)	268.8W	272.6W	276.3W	280.0W	283.8W
Maximum Power Voltage (Vmp)	31.7V	31.8V	32.0V	32.2V	32.4V
Maximum Power Current (Imp)	8.49A	8.56A	8.63A	8.69A	8.76A
Open Circuit Voltage (Voc)	38.0V	38.2V	38.3V	38.5V	38.7V
Short Circuit Current (Isc)	9.17A	9.25A	9.32A	9.38A	9.45A

MECHANICAL SPECIFICATIONS

Cell Type	Mono-Crystalline, 166×83mm
Number of Cells	120pcs(2×(6×10))
Weight	20kg
Dimension	1755×1038×35 mm
Front Cover	3.2mm Tempered Glass
Frame	Anodized Aluminium Alloy
Junction Box	IP68, 3 Bypass Diodes
Cable Length (including Connector)	4.0 mm ² (12AWG), Portrait:255mm(+)/355mm(-);Or customized
Connector	MC4 Compatible

TEMPERATURE COEFFICIENT

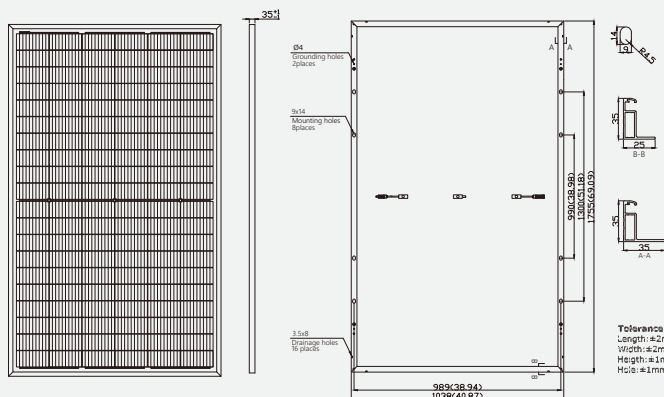
Temp. Coeff. of Isc (TK Isc)	0.054% /°C
Temp. Coeff. of Voc (TK Voc)	-0.263% /°C
Temp. Coeff. of Pmax (TK Pmax)	-0.340% /°C

PACKING MANNER

Container	40' HQ
Piece/Pallet	31
Piece/Container	858

PHYSICAL CHARACTERISTICS

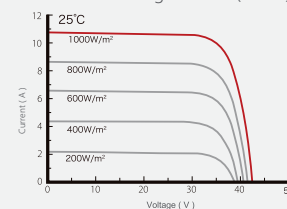
Unit:mm (inch)



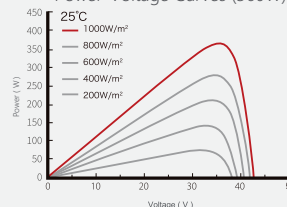
* The above drawing is a graphical representation of the product. For engineering quality drawings please contact ET Solar.

ELECTRICAL CHARACTERISTICS

Current-Voltage Curves (360W)



Power-Voltage Curves (360W)



Note: the specifications are obtained under the Standard Test Conditions (STCs): 1000 W/m² solar irradiance, 1.5 Air Mass, and cell temperature of 25 °C. The NOCT is obtained under the Test Conditions: 800 W/m², 20°C ambient temperature, 1m/s wind speed, AM 1.5 spectrum. Please contact info@etsolar.com for technical support. The actual transactions will be subject to the contracts. This parameters is for reference only and it is not a part of the contracts. The specifications are subject to change without prior notice.